



WESANCO

ZSI

CUSH-A-CLAMP®


CHANNEL MOUNTED CLAMPING SYSTEM



Gold Electro-Galvanized Steel



Stainless Steel



The "Living Hinge" allows the cushion to be spread apart for quick, easy installation.

CUSH-A-CLAMP — Channel mounted clamping systems are ideal for multiple line runs, while absorbing shock and vibration, reducing unwanted noise, and preventing galvanic corrosion. Cush-A-Clamp fits any standard 1-5/8" wide channel.

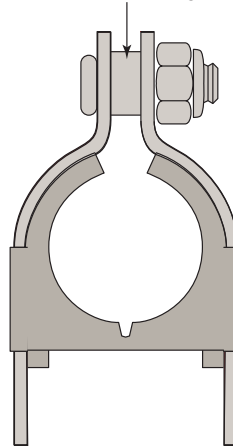
Assembly consisting of steel clamp with locknut and thermoplastic elastomer cushion. All parts are marked for easy identification and packaged for small lot or bulk use. When specified, Cush-A-Clamp assemblies up to 2", are available individually packaged.

THE CLAMP — Features a unique shoulder stud which is securely fastened to one clamp half. Steel clamps for tube sizes up to 1-3/8" have the "Controlled Squeeze™" design which eliminates over-tightening and rotation while a nylon-insert nut assures a positive lock. Clamps are available in steel (with electro-dichromate finish), and stainless steel type 304. (Contact factory for type 316).

THE CUSHION — Made from a thermoplastic elastomer, it's built tough to withstand the effects of most oils, chemicals and industrial cleaning compounds, in temperatures from -50°F to 275°F. Interlock edges and channel locator legs ensure that the cushion remains in place.

INSTALLATION — One man, one tool time savings. Retrofits can be added without disassembly. The "Living Hinge" allows the cushion to be spread apart for quick, easy installation on sizes from 1/4" through 1-3/4".

Controlled Squeeze™ Shoulder Bolt Eliminates Over-Tightening



The controlled squeeze insures that the nut on the clamp is not over-tightened which avoids damaging the pipe that is being installed.

Loading Values Mounted in Standard 12 Gage Channel					
Nut	Torque (in-lbs)	Products	Pullout (lbs)	Slip (lbs)	
				Along	Through
1/4"	40	004T008 - 022T026	1,000	100	100
5/16"	60	024T028 - 050N056	2,200	200	200
3/8"	150	053N050 - 138NS146	3,600	600	350

Loads are the same for Stainless Steel Clamps (Example 024NS028)

Wesanco-ZSi.com | 800-323-7053

ZSi & Wesanco are part of the Ideal Tridon Group. Learn more at idealtridongroup.com

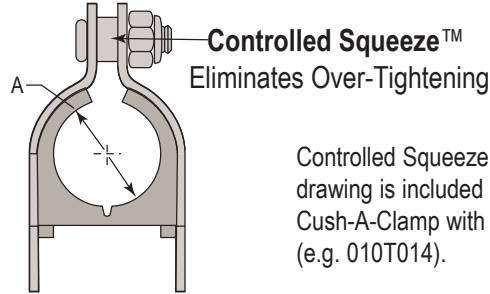




Gold Electro-Galvanized Steel



Stainless Steel



Controlled Squeeze as shown in the drawing is included on smaller sizes of Cush-A-Clamp with "T" in the part number (e.g. 010T014).

Steel	Stainless Steel	*Copper and Steel Tubing	Copper Water Pipe (Nom.)	Nom. Pipe Size	A
004T008 - with Controlled Squeeze	004NS008	1/4"	-	-	0.25" (6mm)
006T010 - with Controlled Squeeze	006NS010	3/8"	1/4"	-	0.37" (9mm)
008T012 - with Controlled Squeeze	008NS012	1/2"	3/8"	-	0.50" (13mm)
009N012	009NS012	-	-	1/4"	0.54" (14mm)
010T014 - with Controlled Squeeze	010NS014	5/8"	1/2"	-	0.62" (16mm)
011N014	011NS014	-	-	3/8"	0.67" (17mm)
012T016 - with Controlled Squeeze	012NS016	3/4"	5/8"	-	0.75" (19mm)
014N018	014NS018	-	-	1/2"	0.84" (21mm)
014T018 - with Controlled Squeeze	014NS018	7/8"	3/4"	-	0.87" (22mm)
016T020 - with Controlled Squeeze	016NS020	1"	-	-	1.00" (25mm)
017N022	017NS022	-	-	3/4"	1.05" (27mm)
018T022 - with Controlled Squeeze	018NS022	1-1/8"	1"	-	1.12" (28mm)
020T024 - with Controlled Squeeze	020NS024	1-1/4"	-	-	1.25" (32mm)
021N026	021NS026	-	-	1"	1.31" (33mm)
022T026 - with Controlled Squeeze	022NS026	1-3/8"	1-1/4"	-	1.37" (35mm)
024N028	024NS028	1-1/2"	-	-	1.50" (38mm)
026N030	026NS030	1-5/8"	1-1/2"	-	1.62" (41mm)
027N032	027NS032	-	-	1-1/4"	1.66" (42mm)
028N032	028NS032	1-3/4"	-	-	1.75" (44mm)
030N034	030NS034	1-7/8"	-	1-1/2"	1.90" (48mm)
032N036	032NS036	2"	-	-	2.00" (51mm)
034N040	034NS040	2-1/8"	2"	-	2.12" (54mm)
038N042	038NS042	2-1/4"	-	-	2.37" (60mm)
038N044	038NS044	2-3/8"	-	2"	2.37" (60mm)
040N046	040NS046	2-1/2"	-	-	2.50" (64mm)
042N048	042NS048	2-5/8"	2-1/2"	-	2.62" (67mm)
046N052	046NS052	2-7/8"	-	2-1/2"	2.87" (73mm)
050N054	050NS054	3"	-	-	3.00" (76mm)
050N056	050NS056	3-1/8"	3"	-	3.12" (79mm)
053N060	053NS060	3-5/16"	-	-	3.31" (84mm)
056N062	056NS062	3-1/2"	-	3"	3.50" (89mm)
058N064	058NS064	3-5/8"	3-1/2"	-	3.62" (92mm)
064N072	064NS072	4"	-	3-1/2"	4.00" (102mm)
066N074	066NS074	4-1/8"	4"	-	4.12" (105mm)
069N076	069NS076	4-5/16"	-	-	4.34" (110mm)
072N080	072NS080	4-1/2"	-	4"	4.50" (114mm)
082N090	082NS090	5-1/8"	5"	-	5.12" (130mm)
089N096	089NS096	-	-	5"	5.56" (141mm)
096N106	096NS106	6"	-	-	6.00" (152mm)
098N106	098NS106	6-1/8"	6"	-	6.12" (155mm)
106N114	106NS114	-	-	6"	6.62" (168mm)
138N146	138NS146	-	-	8"	8.62" (219mm)

*Tube O.D. is Cushion I.D. Design load deflection data available on request.